



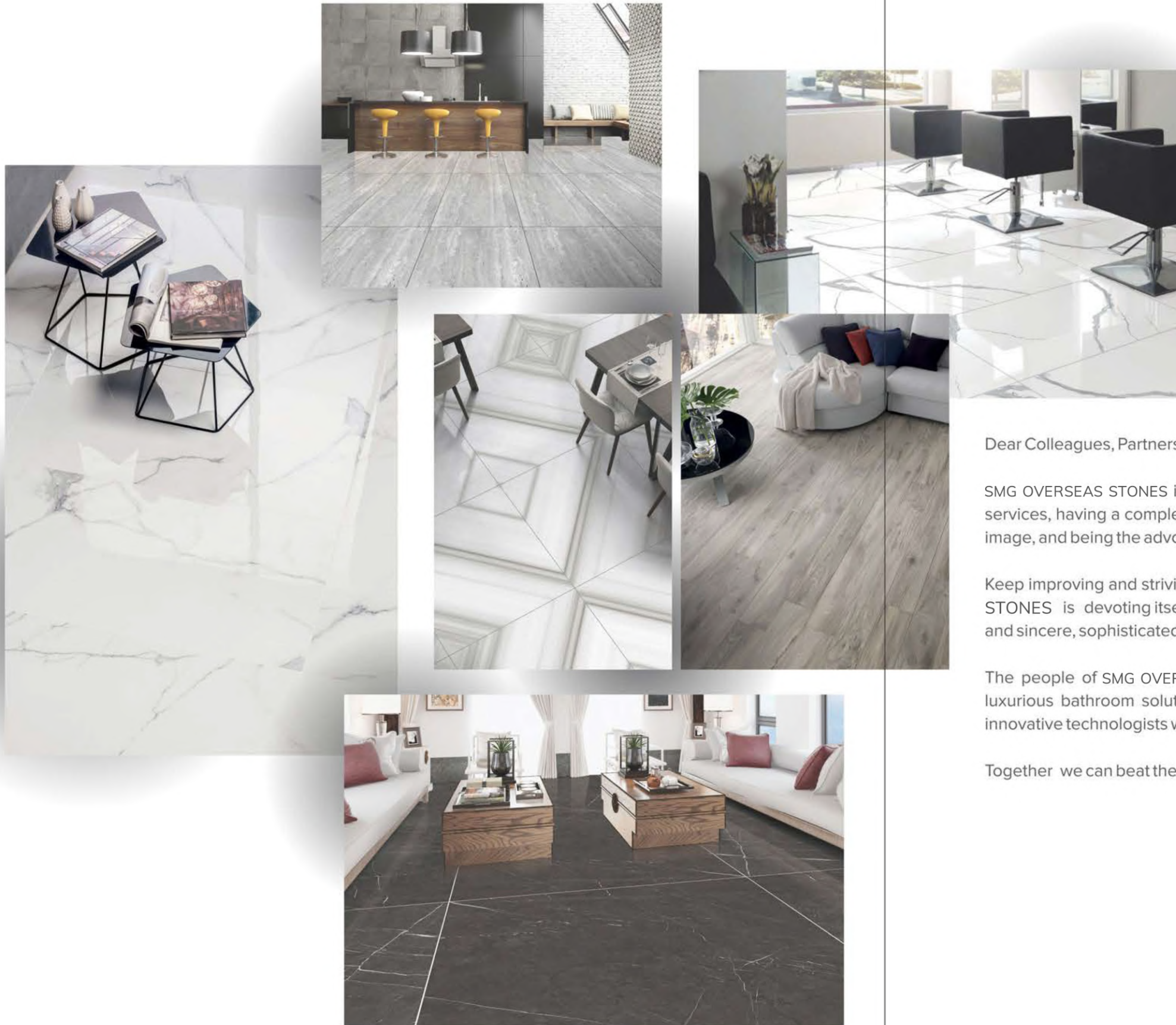
# NATURAL PORCELAIN TILES & SLABS



SMG OVERSEAS STONES LLP  
A-21, Subhash Nagar,  
Jaipur - 302016 (INDIA)  
+91 98282 22220  
ankoorh@yahoo.com  
info@smgoverseasstonesllp.com

[www.smgoverseasstonesllp.com](http://www.smgoverseasstonesllp.com)

# INSPIRATION + BRIEF



Dear Colleagues, Partners and Well-Wishers,

SMG OVERSEAS STONES is a modernized enterprise integrated with R&D, manufacturing, sales and services, having a complete set of integrated sales team, applying brand strategy, setting up enterprise image, and being the advocator and Pioneer in the field of Ceramics.

Keep improving and striving for excellence is the core strategy to our quality improvement. SMG OVERSEAS STONES is devoting itself to exploring deeper on global ceramic, so as to provide high-quality products and sincere, sophisticated services to the whole customers, to build up the better life for all human.

The people of SMG OVERSEAS STONES group will put their best efforts in the direction of providing luxurious bathroom solutions to our respected customers. The dynamic team of marketing and the innovative technologists will design and style products for the demanding customers.

Together we can beat the Best and Lets Make it Happen.

Porcelain Glazed Vitrified Tiles



# FUTURE OF ARTISTIC TILES

## COMPANY PROFILE

Dear Colleagues, Partners and Well-Wishers,

SMG OVERSEAS STONES is a modernized enterprise integrated with R&D, manufacturing, sales and services, having a complete set of integrated sales team, applying brand strategy, setting up enterprise image, and being the advocator and Pioneer in the field of Ceramics.

Keep improving and striving for excellence is the core strategy to our quality improvement. SMG OVERSEAS STONES is devoting itself to exploring deeper on global ceramic, so as to provide high-quality products and sincere, sophisticated services to the whole customers, to build up the better life for all human.

The people of SMG OVERSEAS STONES group will put their best efforts in the direction of providing luxurious bathroom solutions to our respected customers. The dynamic team of marketing and the innovative technologists will design and style products for the demanding customers.

Together we can beat the Best and Lets Make it Happen.

[ Porcelain Glazed Vitrified Tiles ]



600x600mm  
FLOOR TILES



WALL  
TILES



FLOOR  
TILES



DIGITAL  
INKJET




HIGH  
DEFINITION



RANDOM  
DESIGN

FINISH  
**GLOSSY/MATT**



ANTY SKY




ARABASCOTO




ARROSA CREMA



ARROSA GOLD



ART ONYX



AUTUM WHITE

600X600mm

PORCELAIN GLAZED VITRIFIED TILES

WALL  
TILES


FLOOR  
TILES

DIGITAL  
INKJET

HIGH  
DEFINITION

RANDOM  
DESIGN

FINISH  
GLOSSY/MATT



BIDASAR



BOTTOCHINO CREMA



CALCUTTA BROWN




CANVAS AQUA



CANVAS BEIGE



CANVAS BROWN



CANVAS MINT



CLASSICO BEIGE

600X600mm

PORCELAIN GLAZED VITRIFIED TILES

WALL TILES

FLOOR TILES

DIGITAL INKJET

HIGH DEFINITION

RANDOM DESIGN


FINISH  
GLOSSY/MATT



CLASSICO BROWN




CRAFT ONYX BEIGE




DISNEY BEIGE




DISNEY BROWN



DISNEY CREMA



DURO BEIGE



DURO BIANCO



DYNA GOLD



600X600mm

PORCELAIN GLAZED VITRIFIED TILES

WALL  
TILES

FLOOR  
TILES

DIGITAL  
INKJET

HIGH  
DEFINITION

RANDOM  
DESIGN

FINISH  
GLOSSY/MATT




DYNA MARFIL



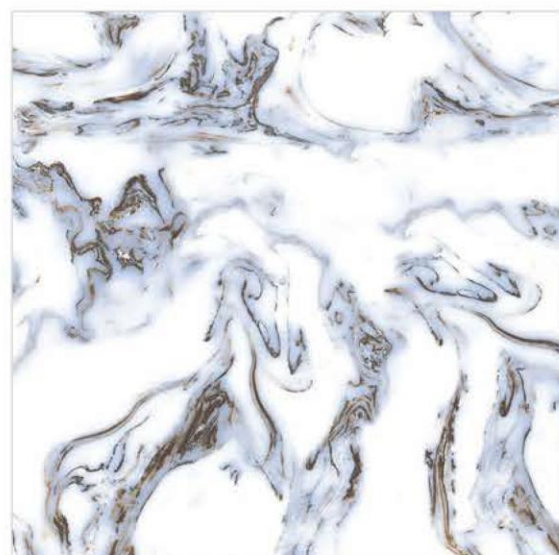
FILITO VEINS



FLORENCE CHOCO




FLORENCE CREMA



FLORENCE MARBLE



FOG ONYX BEIGE



GAMA BIANCO




GAMA CREMA



GAMA GREEN



GAMA GREY



GOLDEN PORTORO



HAZEL ONYX

600X600mm

PORCELAIN GLAZED VITRIFIED TILES

WALL  
TILES

FLOOR  
TILES

DIGITAL  
INKJET


HIGH  
DEFINITION

RANDOM  
DESIGN

FINISH  
**GLOSSY/MATT**



LOFT BEIGE



LOFT CREMA




LOFT GREY



LOFT GRIS



MARVEL BEIGE



QUIRO WHITE





600X600mm

PORCELAIN GLAZED VITRIFIED TILES

WALL  
TILES

FLOOR  
TILES

DIGITAL  
INKJET

HIGH  
DEFINITION

RANDOM  
DESIGN

FINISH  
**GLOSSY/MATT**



RUSSEL BEIGE



RUSSEL BIANCO




RUSSEL CREMA




RUSSEL GREY




SILVASA BLUE



SIRENA BIANCO



SKY ONYX BEIGE



SOFTEK BIANCO



600X600mm

PORCELAIN GLAZED VITRIFIED TILES

WALL  
TILES


FLOOR  
TILES

DIGITAL  
INKJET

HIGH  
DEFINITION

RANDOM  
DESIGN

FINISH  
GLOSSY/MATT



SPARTAN WHITE



STATUARIO BLUE



TRAVERTINO BEIGE



TRAVERTINO BIANCO



TRAVERTINO BROWN




TRAVERTINO GREY



URBAN AZUL



URBAN BEIGE



URBAN BIANCO



URBAN GREY



URBAN LIGHT



URBAN NATURAL

600X600mm

PORCELAIN GLAZED VITRIFIED TILES

WALL  
TILES

FLOOR  
TILES

DIGITAL  
INKJET


HIGH  
DEFINITION

RANDOM  
DESIGN

FINISH  
**MATT**



URBAN NERO



URBAN VERDE



BLOSSAM WOOD BEIGE



BLOSSAM WOOD BLUE



BLOSSAM WOOD BROWN



CEMENTO EARTH



CEMENTO GRIGIO



CEMENTO NERO

600X600mm

PORCELAIN GLAZED VITRIFIED TILES

WALL TILES

FLOOR TILES

DIGITAL INKJET

HIGH DEFINITION

RANDOM DESIGN

FINISH MATT



FRENCH WOOD VERDE



FRENCH WOOD WENGE



MANGOLIA WOOD MOCA



MANGOLIA WOOD NATURAL



PINE WOOD BROWN



PINE WOOD CLOUD



REAL WOOD BEIGE



REAL WOOD BROWN



600X600mm

PORCELAIN GLAZED VITRIFIED TILES



REAL WOOD MOCA



600x1200mm  
FLOOR TILES

600X1200<sub>mm</sub>

PORCELAIN GLAZED VITRIFIED TILES

WALL  
TILES

FLOOR  
TILES

DIGITAL  
INKJET


HIGH  
DEFINITION

RANDOM  
DESIGN

FINISH  
**GLOSSY/MATT**




ANTISKY



ARMANI CREMA



ARABASCOTO



ARMANI CHOCO



600X1200mm

PORCELAIN GLAZED VITRIFIED TILES



WALL  
TILES


FLOOR  
TILES

DIGITAL  
INKJET

HIGH  
DEFINITION

RANDOM  
DESIGN

FINISH  
GLOSSY/MATT



ARMANI GRIS



BIANCO CARRARA



ARMANI GREY



BLACK INVERCE PORTORO

600X1200<sub>mm</sub>

PORCELAIN GLAZED VITRIFIED TILES

WALL  
TILES

FLOOR  
TILES

DIGITAL  
INKJET

HIGH  
DEFINITION

RANDOM  
DESIGN

FINISH  
**GLOSSY/MATT**



BLACK PORTORO



CALCUTTA GREY



CEMENTO WHITE



CEMENTO WOOD



CONCRETE GRIS



CRYSTAL DYNA



600X1200<sub>mm</sub>

PORCELAIN GLAZED VITRIFIED TILES

WALL  
TILES

FLOOR  
TILES

DIGITAL  
INKJET

HIGH  
DEFINITION

RANDOM  
DESIGN

FINISH  
**GLOSSY/MATT**



DESERT BROWN



DESERT CREMA



DESERT GREY



600X1200<sub>mm</sub>

PORCELAIN GLAZED VITRIFIED TILES

WALL  
TILES

FLOOR  
TILES

DIGITAL  
INKJET

HIGH  
DEFINITION

RANDOM  
DESIGN

FINISH  
**GLOSSY/MATT**




FANTASTICO NATURAL



FANTASTICO ONICE




FILITO VEINS



FIRE GLASS



GLACIER WHITE



HILL CRECK

600X1200<sub>mm</sub>

PORCELAIN GLAZED VITRIFIED TILES

WALL  
TILES

FLOOR  
TILES

DIGITAL  
INKJET


HIGH  
DEFINITION

RANDOM  
DESIGN

FINISH  
**GLOSSY/MATT**




IMPERIAL CREMA



IMPERIAL GREY



IMPERIAL GRIS



IMPERIAL NATURAL

600X1200<sub>mm</sub>

PORCELAIN GLAZED VITRIFIED TILES

WALL  
TILES

FLOOR  
TILES

DIGITAL  
INKJET


HIGH  
DEFINITION

RANDOM  
DESIGN


FINISH  
GLOSSY/MATT



IMPERIAL VERDE



ISLAND BIANCO



ISLAND CREMA



MARMI LIME



MARMI MINT



MARVEL BEIGE

600X1200<sub>mm</sub>

PORCELAIN GLAZED VITRIFIED TILES

WALL  
TILES


FLOOR  
TILES

DIGITAL  
INKJET


HIGH  
DEFINITION

RANDOM  
DESIGN


FINISH  
**GLOSSY/MATT**



MONACO CHOCO




MONACO CREMA




MOUNTAIN CREMA



ONYX GOLD



ONYX VASA



PINETO WHITE

600X1200mm

PORCELAIN GLAZED RECTIFIED TILES

WALL  
TILES

FLOOR  
TILES

DIGITAL  
INKJET

HIGH  
DEFINITION

RANDOM  
DESIGN

FINISH  
**GLOSSY/MATT**




ROYAL GLACIER



SABIA NATURAL



SILVASA BLUE



TITANIUM BLACK

600X1200mm

PORCELAIN GLAZED VITRIFIED TILES

WALL  
TILES

FLOOR  
TILES

DIGITAL  
INKJET

HIGH  
DEFINITION

RANDOM  
DESIGN

FINISH  
GLOSSY/MATT



TRAVERTINO BEIGE



TRAVERTINO BIANCO



TRAVERTINO BROWN



TRAVERTINO GREY



600X1200mm

PORCELAIN GLAZED VITRIFIED TILES

WALL  
TILES

FLOOR  
TILES

DIGITAL  
INKJET

HIGH  
DEFINITION

RANDOM  
DESIGN

FINISH  
**MATT**



AZUL STRIP



CEDAR WOOD



FRENCH WOOD WENGE



JUPITER DARK



JUPITER LIME



JUPITER NATURAL



600X1200<sub>mm</sub>

PORCELAIN GLAZED VITRIFIED TILES



WALL  
TILES



FLOOR  
TILES



DIGITAL  
INKJET



HIGH  
DEFINITION



RANDOM  
DESIGN

FINISH  
**MATT**



NATURAL STRIP



PINE WOOD BROWN



REAL WOOD BROWN





600x600mm  
FULL BODY

WALL  
TILES


FLOOR  
TILES

DIGITAL  
INKJET


HIGH  
DEFINITION

RANDOM  
DESIGN


FINISH  
**GLOSSY**




KEROS BEIGE



KEROS BLACK




KEROS CHOCO



KEROS GREY



KEROS GRIS



KEROS QUARTZ

600X600mm

PORCELAIN GLAZED VITRIFIED TILES

WALL  
TILES


FLOOR  
TILES

DIGITAL  
INKJET


HIGH  
DEFINITION

RANDOM  
DESIGN


FINISH  
**MATT**




KEROS VERDE GREEN





KEROS WHITE




CALIZA BEIGE




CALIZA BLACK



CALIZA CHERRY




CALIZA CHOCO



KEROS CHERRY



CALIZA GREY




CALIZA GRIS

600x600mm

PORCELAIN GLAZED VITRIFIED TILES



CALIZA QUARTZ



CALIZA VERDE GREEN



CALIZA WHITE




PACKING DETAILS

PACKING DETAILS

TILE SIZE (MM)	THICKNESS	COVERAGE AREA / BOX (APPROX.)				
		PCS. / BOX	SQ. MTR / BOX	SQ. FEET / BOX	WEIGHT / BOX (Kgs.)	BOXES / PALLET
600x600	9mm	4	1.44	15.5	29.5	40
600x1200	10mm	2	1.44	15.5	33	68
1200x2400	9mm	1	2.88	31	62	11
1600x3200	9mm	1	5.12	55.11	110	26
1600x3200	12mm	1	5.12	55.11	146	20
300x1200	10mm	3	1.08	11.63	24.65	40
200x1200	10mm	3	0.72	7.75	16.43	40

APPLICATION

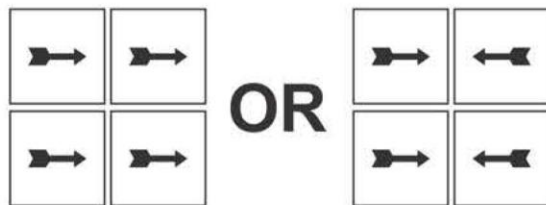


**DISCLAIMER:** Diaamond reserves the right to delete and amend either totally or partially, any of the colors, shapes, sizes, reference and other technical specifications contained in this catalogue at anytime. The colors shown of tiles in this catalogue are purely illustrative and limited to printing process, please refer actual sample before final selection. The details of sizes, colors, references should be verified for typographical errors.

## TILE FIXING INSTRUCTION

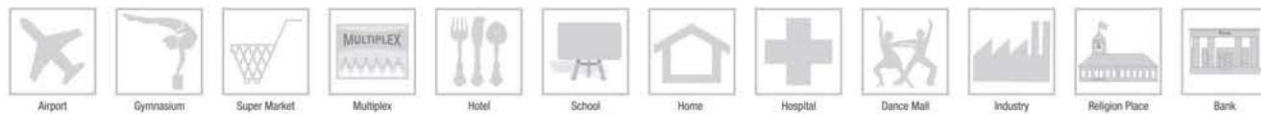
1. Plaster the surface of the floor where the tiles will be laid with smooth finish and complete the plastering and curing at least two weeks prior to laying.
2. Before fixing Our tiles, lay them out in the desired pattern and make sure that they give an acceptable blend of colour. Please note that certain amount of shade variation is inherent in the manufacture of fully vitrified ceramic tiles. THE COMPANY WILL BEAR NO LIABILITY AFTER THE TILES ARE FIXED.
3. The company bears no responsibility towards the tiles exposed to any outside process like transfers, printing, firing, etc.
4. For fixing Our Tiles, we recommend the use of tile fixing adhesives for best results. Also follow the fixing instructions provided along with the adhesives.
5. For fixing Our tiles on the floor, using sand and cement, follow the instructions given below:
  - a) Use cement and sand mortar in the ratio of 1:4. Add Some water to create a consistent paste.
  - b) Once the mixing has completed do not add any further water and use the same within one hour.
  - c) Apply a 20-30 mm, layer of bedding material over an area of 1 square meter at a time on the surface of the area. Apply a fine slurry to the back of the tile to ensure proper and full bedding. Press gently for even adherence at the back of the tile. DO NOT USE AN IRON HAMMER OR SOME HEAVY MATERIAL TO PRESS THE TILE.
6. For fixing Our tiles on Dado, we recommend the use of tile fixing adhesive with proper troweling method for 100 percent coverage behind the tiles and for peerless bonding. Please follow the manufacturer's instructions for the same. We do not recommend the use of sand and cement for fixing on Dado.
7. Make and lay out tiles from the center of the area to be laid so that cut tiles, if any, will be on the outer edges towards the walls.
8. The work size which we try to maintain for better technical performance is 800mm x 800mm on average. it is advisable to maintain a gap of 1 mm to 2 mm between every two tiles to allow possible expansion as per BIS/EN tolerance norms.
9. Complete the laying process by pressing the cut Our tiles firmly into place along the walls /floors.
10. Allow 3-4 days for bed curing after this period fill the joints with grouts. Usage of grout sealant is recommended for keeping the grout free of dust.
11. Fifteen minutes after finishing the grouting process, wipe off excess grout with a damp sponge and polish the tiles with a soft and dry cloth for a cleaned surface. The tiles can also be cleaned with a mild acid (However, Hydrofluoric acid and its derivatives should not be used).
12. Please note that the company does not accept any liability in case of problems arising out of non-adherence to these fixing instructions.

Kindly look for the arrow (➡) on the back of the tile and follow the laying pattern as shown in Pic-1:-



Nothing in these instructions is Substitute for Good Workmanship and Supervision

## APPLICATION



**Note:** Colour Shown are as accurate as the limitations of the printing process will allow. Prospective customers are advised to inspect a sample of the tile before ordering. Every effort has been made to ensure the accuracy of the information given. However, the company reserve the right to change the specifications without prior notice. Sometime variations in shade or size being inherent to ceramic industry may occur. Before fixing, we advise you to follow the fixing instructions on the cartons of the tiles as no responsibility can be accepted by the company once the tiles have been fixed.

## TECHNICAL SPECIFICATION

CHARACTERISTIC	STANDARD AS PER 13006/EN 176 Group Bla	MEAN VALUE OF SMG OVERSEAS STONES	TEST METHOD
<b>REGULATORY PROPERTIES</b>			
Deviation in length & width	±0.5 %	±0.1 %	ISO-10545-2
Deviation in thickness	±0.5 %	±4.0 %	ISO-10545-2
Straightness in side	±0.5 %	±0.1 %	ISO-10545-2
Rectangularity	±0.5 %	±0.1 %	ISO-10545-2
Surface flatness	±0.5 %	±0.2 %	ISO-10545-2
Color difference	Unaltered	No change	ISO-10545-16
Glossiness	As per mfg.	Min 90%	GLOSSOMETER
<b>STRUCTURAL PROPERTIES</b>			
Water absorption	≤0.50 %	≤0.050 %	ISO-10545-3
Apparent density	>2.0 g/cc	>2.10 g/cc	DIN 51082
<b>MASSIVE MECHANICAL PROPERTIES</b>			
Modulus of rupture	Min. 35 N/mm <sup>2</sup>	Min. 40 N/mm <sup>2</sup>	ISO-10545-4
Breaking Strength	Min. 1300 N	Min. 2000 N	ISO-10545-4
Impact resistance	As per mfg.	Min. 0.55	ISO-10545-5
<b>SURFACE MECHANICAL PROPERTIES</b>			
Surface abrasion resistance	As per mfg.	Min. Class-3	ISO-10545-7
MOH's hardness	As per mfg.	Min. 4	EN 101
<b>THERMO HYGROMETRIC PROPERTIES</b>			
Frost resistance	No damage	No damage	ISO-10545-12
Thermal shock resistance	No damage	No damage	ISO-10545-9
Moisture expansion	Nil	Nil	ISO-10545-10
Thermal expansion (CEO)	Max. 9.0 x 10 <sup>-6</sup>	Max. 6.5 x 10 <sup>-6</sup>	ISO-10545-8
Crazing resistance	As per mfg.	Min. 10 cycle	ISO-10545-11
<b>CHEMICAL PROPERTIES</b>			
Chemical resistance	No damage	No damage	ISO-10545-13
Stain resistance	Resistant	Resistant	ISO-10545-14
<b>SAFETY PROPERTIES</b>			
Slip resistance	As per mfg.	>0.40	ISO-10545-17
Fire resistance	As per mfg.	Fireproof	N.A.
Lead & Cadmium given off by glazed tiles	As per mfg.	Does not yield Pb & Cd	ISO-10545-15